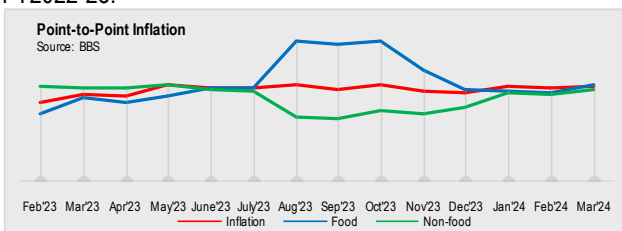


BSEC reset circuit breaker lower limit

The Bangladesh Securities and Exchange Commission (BSEC) restricted share price fall at maximum 3% for all securities except six that are still under floor price restriction. The floor price will continue to be in place for BEXIMCO, BSRM, Islami Bank, Khulna Power Company, Meghna Petroleum and Shahjibazar Power Company. The upper limit would, however, remain unchanged at 10%, according to a Directive issued on 24 April 2024 which was made effective from 25 April 2024. The capital market regulator made the decision following the continuous downward trend on the market since the gradual withdrawal of the floor price restriction from 21 January 2024. Since the withdrawal, the index lost a net 818.27 points during floor less trading. The latest stint of floor price mechanism was introduced on 02 March 2023 to prevent a free-fall of market when the index dipped to 6,213.74 points. Despite the recent interference by cutting the daily lower circuit breaker limit DSEX, the key index of the Dhaka Stock Exchange (DSE), dropped to a three-year low on 25 April 2024 when it slipped to 5,518.48 points, being the lowest since 02 May 2021 when it was at 5,517.02 points.

Inflation remains above 9%

Led by price hikes of food and non-food items, inflation made an upswing by 14 basis points to 9.87% in March. Last month, food and non-food inflation stood at 9.87% and 9.64%, rising from 9.44% and 9.33% respectively from the earlier month, according to Bangladesh Bureau of Statistics (BBS). Inflation has persisted above 9% since March 2023. Average inflation in FY2022-23 stood at 9.02%, also the highest in 12 years. The 12-months average inflation exceeded the revised target of 7.5% set for FY2022-23.



Revenue collection up by 15.23% in Jul-Mar

According to the latest figures from the National Board of Revenue (NBR), revenue collection went up by 15.23% (Y-o-Y) during July-March period of the current fiscal year. The NBR collected Tk2,598.66b in the first nine months of FY2023-24, which is roughly 64% of the revised target. The initial target was Tk4,300b, which was later revised down to Tk4,100b. Among the three wings of the NBR, the Value-Added Tax (VAT) wing collected Tk1,007.02b, income tax wing collected Tk849.01b and customs wing Tk742.63b. In the first nine months of the previous fiscal year the collection from VAT, income tax and customs wing were Tk869.06b, Tk712.27b and Tk673.8b respectively. In FY2022-23, NBR collected Tk3.25-trillion in revenue, registering a 7.84% growth against 15.26% in the previous fiscal year.

Provisioning respite for intermediaries

The Bangladesh Securities and Exchange Commission (BSEC) has extended the time limit for mandatory provisioning against unrealized losses in margin accounts due to the ongoing market free fall. The capital market regulator extended the time for provisioning until 31 January 2025 to facilitate the brokers and merchant banks that failed to preserve the provision against unrealized losses due to portfolio revaluation of the clients.

Interest spread at 9-years high

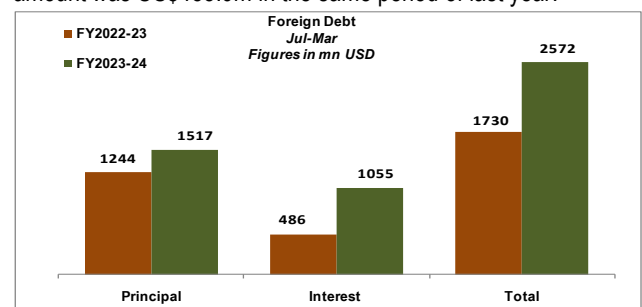
Driven by rising lending rates the interest rate spread in the banking sector widened to 5.04% in February 2024, being highest in 9 years, according to Bangladesh Bank (BB). The lending rate is now linked with Six Months Moving Average Rate of Treasury Bill (SMART). After lifting the 9% lending rate ceiling, the cap was replaced in June 2023 by a market based but controlled corridor named SMART reference rate, calculated on the average rate of 182-day Treasury Bills with a 3% top up margin. SMART stood at 9.61% in February 2024 which was 8.68% in January. The weighted average interest rate on deposits stood at 5.01% in February 2024, up from 4.92% a month back. Meanwhile, the weighted average lending rate stood at 10.05% in February 2024, which in the earlier month was 9.75%. The same 5.04% spread was recorded last in February 2015. Compared with February 2023, the spread was 2.96%, when the interest rate on deposits and lending were 4.31% and 7.27%, respectively. The spread was 4.66% in December last year, significantly up from 2.93% in June 2023.

Particulars	Weighted Average Interest Rate		Spread
	Deposits	Advances	
January'23	4.29%	7.24%	2.95%
February'23	4.31%	7.27%	2.96%
March'23	4.35%	7.31%	2.96%
April'23	4.38%	7.29%	2.91%
May'23	4.41%	7.32%	2.91%
Jun'23	4.38%	7.31%	2.93%
July'23	4.46%	7.75%	3.29%
August'23	4.52%	7.85%	3.33%
September'23	4.52%	7.83%	3.31%
October'23	4.55%	7.89%	3.34%
November'23	4.64%	7.99%	3.35%
December'23	4.70%	9.36%	4.66%
January'24	4.92%	9.75%	4.83%
February'24	5.01%	10.05%	5.04%

Source: Bangladesh Bank

External debt repayment soars

Foreign debt repayment pressure mounted with the expiry of grace periods for some mega projects. According to the Economic Relations Division (ERD), at the end of March the total loan repayment this fiscal year stood at US\$2.57b, up from US\$1.73b during the July-March period of last FY2022-23. Projections indicate that this figure will escalate to US\$3.56b in the current fiscal year due to an increased interest burden. For the first time, interest payment on external debt has crossed the US\$1b mark and stood at US\$1.05b in the July-March period of FY2023-24 because of increased high-interest borrowing. The amount was US\$485.9m in the same period of last year.



Stock Market Movement



Global Markets

	This Week	Last Week	+/- %
S&P 500	5,099.96	4,967.23	2.67
FTSE 100	8,139.83	7,895.85	3.09
Nikkei 225	37,934.76	37,068.35	2.34
SENSEX	73,730.16	73,088.33	0.88
KSE 100	72,744.94	70,944.20	2.54

DSE Indicators

	This Week	Last Week	+/- %
DSE Broad Index	5,518.48	5,686.69	-2.96
Total Turnover, Tk	27,649.00	19,128.14	44.55
Market Capital, Tk	3,998,045,284,374	4,096,663,218,114	-2.41
No of Issue Gain	57	89	
No of Issue Loss	327	285	
No of Unchanged Issues	10	21	

Top Gainers

Weighted avg. Closing Price (Tk)

Company	Last Week	This Week	Change %	Turnover (in BDTmn)
Orion Infusion	497.60	611.70	22.93	1,161.65
Kohinoor Chemicals	512.50	624.20	21.80	590.77
Pharma Aids	610.50	720.10	17.95	211.79
eGeneration	31.50	37.00	17.46	199.51
IT Consultants	48.00	53.60	11.67	561.01
Rangpur Dairy	32.80	36.30	10.67	159.80
1STPRIMFMF	39.00	43.10	10.51	511.08
Shasha Denims	22.10	24.30	9.95	129.22
Golden Jubilee M.F.	11.50	12.60	9.57	146.02
BD Thai Food	33.50	36.20	8.06	165.46

Top Losers

Weighted avg. Closing Price (Tk)

Company	Last Week	This Week	Change %	Turnover (in BDTmn)
Olympic Accessories	14.60	11.70	-19.86	103.34
H.R. Textile	82.40	67.10	-18.57	72.63
City Bank	22.70	18.80	-17.18	235.43
Monno Fabrics	23.30	19.30	-17.17	197.57
Central Pharma	25.90	21.60	-16.60	522.53
Tung Hai Knitting	4.40	3.70	-15.91	3.51
Active Fine Chemicals	14.40	12.20	-15.28	27.08
Bd.Thai Aluminium	23.60	20.00	-15.25	183.94
Khulna Printing	24.90	21.20	-14.86	91.17
GBB Power	10.90	9.30	-14.68	5.49

Sectoral Index & Turnover

Sector	Sectoral Index			Turnover (Tk.M)		
	This Week	Last Week	Change %	This Week	Last Week	Change %
Bank	435.60	444.18	-1.93	1,665.54	1,421.41	17.18
Cement	324.75	332.99	-2.47	448.72	253.58	76.95
Ceramic	620.18	659.73	-6.00	886.74	1,013.49	-12.51
Engineering	4,484.56	4,658.54	-3.73	2,863.87	1,885.78	51.87
Food & Al.	3,906.29	4,151.11	-5.90	3,562.04	2,413.31	47.60
Fuel & Pow.	2,753.72	2,855.53	-3.57	476.82	311.56	53.04
Insurance	2,089.20	2,214.29	-5.65	1,453.64	1,437.29	1.14
IT	589.04	576.95	2.10	1,242.32	512.65	142.33
Jute	2,325.25	2,225.61	4.48	50.72	63.44	-20.05
Misc.	2,569.50	2,626.88	-2.18	409.76	243.23	68.47
Mutual Fund	388.07	401.89	-3.44	1,071.57	842.27	27.22
NBFI	686.22	750.97	-8.62	290.93	298.68	-2.60
Paper	10,996.38	11,503.46	-4.41	249.54	180.17	38.50
Pharma	1,405.42	1,434.41	-2.02	6,307.10	3,521.36	79.11
Service	1,384.99	1,462.39	-5.29	181.02	145.97	24.01
Tannery	907.07	959.44	-5.46	356.88	321.63	10.96
Telecom	3,084.48	3,105.70	-0.68	596.10	183.97	224.02
Textile	1,441.65	1,528.76	-5.70	2,946.72	2,419.20	21.81
Travel & Leis.	1,523.87	1,620.20	-5.95	1,006.89	759.38	32.59

Technical Talk

Dhaka stocks closed in red trajectory in the last week with the key index dropped to a three-year low on 25 April 2024 despite regulatory efforts to stem the market decline. Of the five trading days, market gain only one day while the rest experienced decreases. Among the major sectors, NBFI decreased by 8.62% followed by Food & Allied 5.9%, Textile 5.7% and Insurance by 5.65%.

DSE Broad Index (DSEX) stood at 5,518.48 points after decreasing by 168.21 points or 2.96% from the previous week. Total turnover reached at Tk27649m, which was 44.55% higher than the previous week. Market capitalization decreased by 2.41% and stood at Tk3998.05b (US\$36.35b) at the weekend against Tk4096.66b. DSE 30 decreased by 10.06 points or 0.51% and closed at 1,974.51 points against 1,984.57 points. Last week's weighted average Market PE was 10.31 which was 11.39 in previous week.

Based on the daily charts of DSE movement, which is used to track short-term trend, technical readings are as under:

Relative Strength Index (RSI)

The RSI indicator illustrates if the change of price movements is in overbought or oversold territory. RSI stood at 24.51.

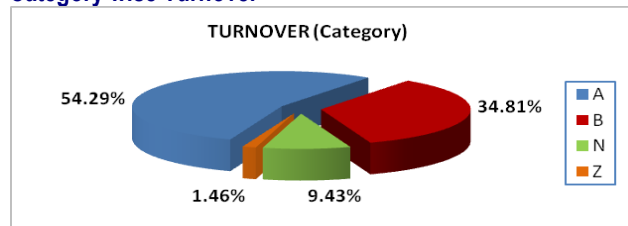
Top Turnover Companies

Company	Volume	Value (BDT mn)	% of total
Asiatic Laboratories	29,352,852	1,561.22	5.65
Orion Infusion	17,469,136	1,197.96	4.30
Taufika Foods	2,081,641	1,161.65	4.20
Golden Son	45,486,474	1,040.15	3.76
Alif Industries	6,175,447	752.86	2.72
Best Holdings	19,587,929	713.67	2.58

Top 10 Market Capital

Company	Value (BDT mn)	% of total
GP	317,321	103,842
BATBC	196,830	87,158
Walton Hi-Tech	190,148	80,628
Square Pharma	184,116	76,013
ROBI	130,425	75,071

Category wise Turnover



Commodity Price

	This Week	Last Week	Change %
Gold (USD/t oz.)	2,349.60	2,406.70	-2.37
Silver (USD/t oz.)	27.52	28.75	-4.30
Brent Crude Oil (USD/bbl.)	88.10	87.20	1.03

Exchange Rate

	This Week		Last Week		Change %	
	TT	BC	TT	BC	TT	BC
USD	110.00	110.00	110.00	110.00	0.00	0.00
EUR	123.54	123.54	123.09	123.09	0.37	0.37
GBP	144.29	144.29	142.93	142.93	0.95	0.95
AUD	72.23	72.23	70.96	70.96	1.79	1.79
JPY	0.70	0.70	0.72	0.72	-2.78	-2.78
CAD	80.88	80.88	80.38	80.38	0.62	0.62
SAR	29.48	29.48	29.47	29.47	0.03	0.03

Notes: USD-US Dollar, GBP-Great Britain Pound, AUD-Australian Dollar, JPY - Japanese Yen, CAD-Canadian Dollar, SAR-Saudi Riyal.

Last Public Offerings

Company	Subscription Period	Offer Price	IPO (M.Tk)
-	-	-	-