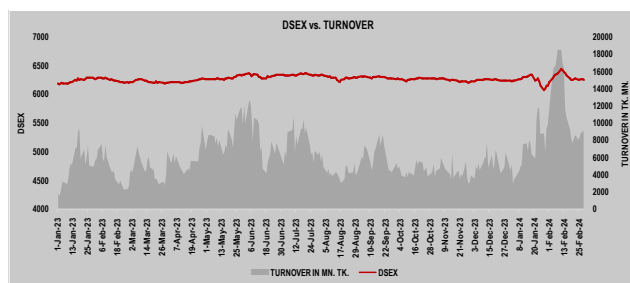


BSEC to go tough to ensure 30% shareholding

Listed companies have once again been ordered to comply with the notification on holding of minimum 30% shares of paid-up capital by the sponsors and directors. The Bangladesh Securities and Exchange Commission (BSEC) sought an explanation from seven companies - Active Fine Chemicals, Appollo Ispat, Central Pharmaceuticals, Familytex (BD), Mithun Knitting, Northern Jute and Shurwid Industries against their non-compliance of the matter. The capital market regulator also decided to appoint two independent directors at six non-complaint companies - Pharma Aids, Al-haj Textile, Aziz Pipes, FAS Finance and Investment, Generation Next Fashions, and Ring Shine Textiles. Earlier in September 2023, the Commission instructed non-complaint companies to submit a comprehensive plan by 30 September 2023 to rectify the shortcoming. Consequently, thirteen companies - Aftab Automobiles, InTech, C&A Textiles, RSRM, Fine Foods, Salvo Chemical Industry, Fu-Wang Foods, ISN, AFC Agro Biotech, National Bank, Olympic Accessories, Popular Life Insurance and Delta Spinners will get one year to fulfill the 30% shareholding requirement as they have submitted plans to the BSEC. As per the directives of the regulatory body, sponsors, promoter and directors must jointly always hold a minimum of 30% of the paid-up capital of a company.

DSEX sheds 82.22 points following floor price withdrawal

The Bangladesh Securities and Exchange Commission (BSEC) withdrew the floor price from 21 January 2024. Stocks suffered a big jolt and DSEX dropped by 96.50 points or 1.52% and settled at 6,240.25 points on the first trading day after the floor price withdrawal. In all, at the end of February 2024, the index lost net 82.22 points during floor less trading which the BSEC withdrew through an Order on 18 January 2024. The capital market regulator introduced the latest stint of floor price mechanism on 02 March 2023 to prevent a free-fall of market when the index dipped to 6,213.74 points. Meanwhile, DSEX dipped as low as 6,079.06 points on 28 January and reached 6,447.07 points on 11 February 2024, the highest after floor price withdrawal.



Treasury yield hits record high

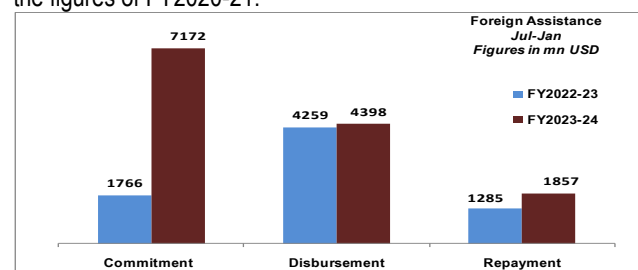
Yields on government treasury instruments have started rising amid tightened liquidity situation in the financial sector. The yield of 10-year Treasury Bond has increased to 12.05%, the highest in a decade, according to Bangladesh Bank (BB). In January 2024, yield of the 10-year T-Bond was 11.90%, up from 10.74% in the previous month. The yield of 15-year and 20-year T-Bond was 12% and 12.10% on 27 February 2024 up from 11.10% and 11.20% in December 2023. Similarly, the yields on Treasury Bills rose substantially as well. As per BB, on 25 February 2024, the interest rate of 91-day T-Bills was 11.40%. The rate for 182-day and 364-day T-Bills was 11.45% and 11.60% respectively on the same day.

BB tightens rules on appointing bank MD and CEO

The Bangladesh Bank (BB) tightened rules for the banks on appointing Managing Director (MD) or Chief Executive Officer (CEO) to ensure good governance and best practice. The central bank issued a circular in this regard on 27 February 2024. It comes more than two weeks after BB fixed the age, education and other criteria for directors and independent directors. The new regulations require that the proposed MD or CEO must have at least 20 years of banking experience and at least two years of experience working in the immediate position below the MD or CEO. Previously, the minimum experience requirement was 15 years. The minimum age of the candidate will be 45 years and maximum 65 years. According to the circular, the tenure of the MD or CEO will be three years and can be reappointed if the maximum age limit is passed. Previously, there were no such age limits. Additionally, the MD or CEO must hold a post-graduate degree from a recognized university. However, higher institutional or professional education in economics, banking, finance, business administration or accounting will be considered as an additional qualification. For digital banks, priority will be given to higher education in information technology. Moral integrity will be considered as an eligible requirement for the position and a person listed as a willful defaulter will be ineligible. Banks will have to appoint a MD or CEO who is not associated with any company the registration or license of which has been revoked. The nominated person must not have any business interest in the bank and cannot have any involvement with companies controlled by the bank's directors. Any appointment, reappointment or dismissal must be carried out after receiving approval from BB. Proper reasoning would be required in case of resignation before completing tenure. Banks should include specific targets to recover defaulted loans and monitor the progress from time to time. In the case of reappointment, an evaluation report must be submitted to the central bank after getting approval of the board of directors of the bank concerned.

Foreign aid disbursement and commitment up

In the first seven months of the current fiscal year, both foreign aid disbursement and commitments increased, according to the Economic Relations Department (ERD). Foreign development partners, including the World Bank (WB), Asian Development Bank (ADB), Islamic Development Bank (IDB) as well as Japan, disbursed US\$4.4b during the period, which was US\$4.26b in the corresponding period of the last year. Commitments also rose to US\$7.17b in July-January this fiscal year, which was US\$1.77b in the same period of the last fiscal year. The ERD also revealed that the government repaid US\$1.86b in interest and principal against the total outstanding loans during the July-January period of FY2023-24. The amount was US\$1.29b during the corresponding period of the earlier year. In the last fiscal year foreign assistance went up by 25.63% to US\$10b, compared to the figures of FY2020-21.



Stock Market Movement



Global Markets

	This Week	Last Week	+/- %
S&P 500	5,137.08	5,088.80	0.95
FTSE 100	7,682.50	7,706.28	-0.31
Nikkei 225	39,910.82	39,098.68	2.08
SENSEX	73,806.15	73,142.80	0.91
KSE 100	65,486.46	62,926.11	4.07

DSE Indicators

	This Week	Last Week	+/- %
DSE Broad Index	6,254.54	6,273.96	-0.31
Total Turnover, Tk	35,083.86	33,701.47	4.10
Market Capital, Tk	4,254,011,356,055	4,271,576,379,081	-0.41
No of Issue Gain	136	121	
No of Issue Loss	232	247	
No of Unchanged Issues	31	30	

Top Gainers

Company	Last Week	This Week	Change %	Turnover (in BDTmn)
Fine Foods	127.10	159.10	25.18	274.03
Central Pharma	26.70	33.30	24.72	1,589.66
SEMILLECMF	7.10	8.50	19.72	51.74
Rupali Life Insurance	115.30	134.30	16.48	256.34
Kattali Textile	17.80	20.60	15.73	289.89
BD Monospool Paper	183.30	210.80	15.00	108.55
Anlima Yarn Dyeing	43.20	49.40	14.35	162.64
Monno Fabrics	28.60	31.90	11.54	797.79
BBS Cables	36.50	40.30	10.41	156.97
Bd.Thai Aluminium	29.20	32.00	9.59	614.26

Top Losers

Company	Last Week	This Week	Change %	Turnover (in BDTmn)
Aramit Cement	28.80	25.70	-10.76	9.19
SBAC Bank	12.70	11.50	-9.45	260.08
Intech	35.00	31.70	-9.43	40.64
Esquire Knit Composite	31.10	28.20	-9.32	51.25
Gemini Sea Food	428.30	389.30	-9.11	644.82
Power Grid	52.10	47.40	-9.02	32.83
Nurani Dyeing	6.10	5.60	-8.20	2.37
Fareast Finance & Inv.	5.00	4.60	-8.00	1.67
IBBL2PBOND	5000.0	4601.00	-7.98	0.04
Alltex Industries	17.10	15.80	-7.60	11.02

Sectoral Index & Turnover

Sector	Sectoral Index			Turnover (Tk.M)		
	This Week	Last Week	Change %	This Week	Last Week	Change %
Bank	470.82	478.02	-1.51	2,649.59	3,128.69	-15.31
Cement	375.77	368.96	1.85	608.61	333.26	82.62
Ceramic	741.48	743.16	-0.23	1,516.54	1,450.03	4.59
Engineering	5,255.89	5,295.20	-0.74	3,590.98	3,004.07	19.54
Food & Al.	5,096.77	5,071.31	0.50	3,121.83	2,299.80	35.74
Fuel & Pow.	3,181.79	3,248.18	-2.04	854.18	1,098.00	-22.21
Insurance	2,548.54	2,529.85	0.74	2,896.49	3,184.73	-9.05
IT	639.79	655.36	-2.38	1,021.36	1,732.84	-41.06
Jute	2,349.15	2,362.05	-0.55	101.76	138.40	-26.48
Misc.	2,719.06	2,738.70	-0.72	811.11	1,330.05	-39.02
Mutual Fund	438.88	437.54	0.31	557.64	381.26	46.26
NBFI	913.37	929.96	-1.78	449.48	572.91	-21.54
Paper	13,587.46	13,250.59	2.54	963.93	408.94	135.72
Pharma	1,561.60	1,575.05	-0.85	5,834.03	5,409.63	7.85
Service	1,679.38	1,675.02	0.26	436.84	649.29	-32.72
Tannery	1,059.85	1,072.68	-1.20	904.83	719.22	25.81
Telecom	3,748.27	3,747.40	0.02	449.13	781.83	-42.55
Textile	1,699.34	1,722.48	-1.34	4,512.03	4,025.25	12.09
Travel & Leis.	1,695.46	1,664.14	1.88	1,809.61	1,649.89	9.68

Technical Talk

Dhaka stocks continued correction for the third straight week as risk-averse investors maintained sell-off amid confidence crisis. Out of its four trading days, three sessions closed lower while one managed to close green. Among the major sectors, IT decreased by 2.38% followed by Fuel & Power 2.04%, NBFI 1.78%, Bank 1.51% and Textile by 1.34%.

DSE Broad Index (DSEX) stood at 6,254.54 points after decreasing by 19.42 points or 0.31% from the previous week. Total turnover reached at Tk35083.86m, which was 4.10% higher than the previous week. Market capitalization decreased by 0.41% and stood at Tk4254.01b (\$38.67b) at the weekend against Tk4271.58b. DSE 30 decreased by 12.78 points or 0.60% and closed at 2,126.80 points against 2,139.58 points. Last week's weighted average Market PE was 12.98 which was 12.50 in previous week.

Based on the daily charts of DSE movement, which is used to track short-term trend, technical readings are as under:

Relative Strength Index (RSI)

The RSI indicator illustrates if the change of price movements is in overbought or oversold territory. RSI stood at 48.35.

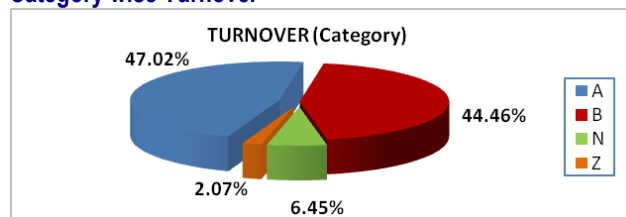
Top Turnover Companies

Company	Volume	Value (BDT mn)	% of total
Best Holdings	36,388,704	1,440.13	4.27
Orion Infusion	2,000,154	1,384.95	4.11
Fu-Wang Ceramic	42,542,982	1,134.61	3.37
Aftab Automobiles	13,981,687	808.52	2.40
Taufika Foods	16,072,752	797.77	2.37
Fu-Wang Ceramic	28,081,482	756.43	2.24

Top 10 Market Capital

Company	Volume	Value (BDT mn)	% of total
GP	386,996	RENETA	108,228
BATBC	280,098	BEXIMCO	103,842
Walton Hi-Tech	225,833	United Power	97,447
Square Pharma	192,183	LafargeHolcim BD	86,522
ROBI	157,138	Berger Paint	86,277

Category wise Turnover



Commodity Price

	This Week	Last Week	Change %
Gold (USD/t.oz)	2,091.60	2,045.80	2.24
Silver (USD/t.oz)	23.35	22.98	1.61
Brent Crude Oil (USD/bbl.)	83.37	81.73	2.01

Exchange Rate

	This Week		Last Week		Change %	
	TT	BC	TT	BC	TT	BC
USD	110.00	110.00	110.00	110.00	0.00	0.00
EUR	125.21	125.21	124.99	124.99	0.18	0.18
GBP	146.15	146.15	146.49	146.49	-0.23	-0.23
AUD	72.12	72.12	72.54	72.54	-0.58	-0.58
JPY	0.74	0.74	0.74	0.74	0.00	0.00
CAD	81.54	81.54	81.86	81.86	-0.39	-0.39
SAR	29.48	29.48	29.48	29.48	0.00	0.00

Notes: USD-US Dollar, GBP-Great Britain Pound, AUD-Australian Dollar, JPY- Japanese Yen, CAD- Canadian Dollar, SAR-Saudi Riyal.

Last Public Offerings

Company	Subscription Period	Offer Price	IPO (M.Tk)
-	-	-	-