

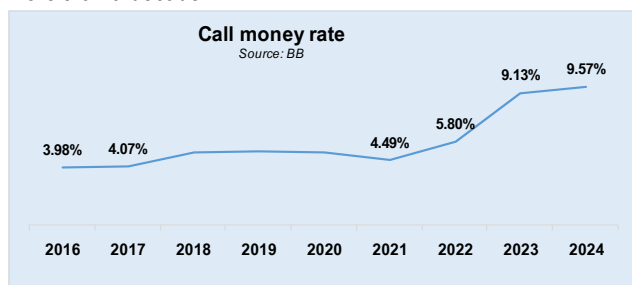
DSEX sheds 180.35 points sans floor price

Stocks suffered a big jolt on the first trading session after the floor price withdrawal on the opening day of the week. The broad index saw 214 points wiped out in just five minutes. It, however, recovered in the later part of the day to touch a high of 6,252.01 points, while the lowest was recorded at 6,122.31. At the end of the day on 21 January 2024, DSEX dropped by 96.50 points or 1.52% and settled at 6,240.25 points. The turnover on the day was only Tk5.89b. In the following days of second and third sessions, DSEX added a total of 36 points to close at 6,254.31 and 6,276.26 points respectively. But the index slipped again on 24 January, after the two-day surge, losing 49.60 points or 0.79%. It lost another 70.24 points on the last trading day of the week. Consequently, in the last two sessions of the week, DSEX lost a total of 119.85 points. In all, the index lost net 180.35 points during the first week of floor less trading, which the Bangladesh Securities and Exchange Commission (BSEC) withdrew through an Order on 18 January 2024, though 35 stocks remained under floor restriction. Thereafter, on 22 January, BSEC lifted restrictions from 23 more securities from among the 35. The capital market regulator introduced the latest stint of floor price mechanism on 02 March 2023 to prevent a free-fall of market when the index dipped to 6,213.74 points.

Movement of DSEX after Withdrawing Floor Price			
Date	DSEX	Change (points)	Change (%)
18-Jan-24	6,336.76		
21-Jan-24	6,240.25	-96.50	-1.52%
22-Jan-24	6,254.31	14.05	0.23%
23-Jan-24	6,276.26	21.95	0.35%
24-Jan-24	6,226.65	-49.61	-0.79%
25-Jan-24	6,156.41	-70.24	-1.13%
Source: DSE		Total	-180.35
			-2.85%

Call money rate 12 years high

The interbank call money rate soared to 9.57% on 23 January 2024, the highest in 12 years. According to figures released by Bangladesh Bank (BB), banks borrowed Tk30.37b on that day which pushed the call money rate to a record high. The rate had previously soared to 12.82% in 2012. The sharp increase correlates with the central bank's decision to raise its policy rate. As part of tightening the money supply, BB raised its policy rate by 25 basis points to 8% on 17 January 2024 from 7.75%. Increased liquidity pressures have led to a steady rise in the weighted average call money rate since June last year when it hovered around 6%. Banks are now investing more in the high-yielding treasury instruments and trying to meet daily needs through overnight borrowings. Yields on government treasury instruments have meanwhile crossed 11% for the first time in more than a decade.

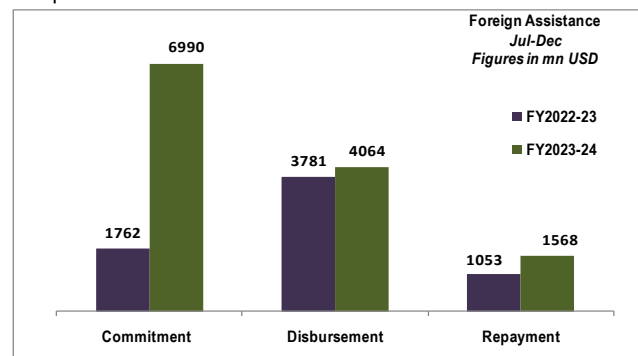


Listed securities to face 2% penalty

Any issuer of listed securities failing to transfer any amount of unpaid or unclaimed or undistributed or unsettled cash dividend or non-refunded public subscription money to the Capital Market Stabilization Fund (CMSF) by February 2024 will face a monthly 2% fine at a compound rate. The Bangladesh Securities and Exchange Commission (BSEC) has issued an Order in this regard on 22 January 2024, which will be effective from 01 March 2024. Additionally, if any issuer of listed securities fails to transfer any amount of un-allotted or unsettled stock dividend or bonus or right shares to the CMSF, the said issuer shall transfer the shares in dematerialized form to the Beneficiary Owner's (BO) account of CMSF with a cash fine of 2% for delay in each month on the amount of market value of such shares to be determined based on the due date of such transfer to CMSF. Earlier in 2021 after setting up the CMSF, the Commission directed to transfer such funds including accrued interest thereon for a period of more than three years from the date of declaration or approval or record date.

Foreign aid disbursement and commitment up in H1

In the first half of the current fiscal year, both foreign aid disbursement and commitments increased, according to the Economic Relations Department (ERD). Foreign development partners, including the World Bank (WB), Asian Development Bank (ADB), Islamic Development Bank (IDB) as well as Japan, disbursed US\$4.06b during the period, which was US\$3.78b in the corresponding period of the last year. Commitments also rose to US\$6.99b in July-December this fiscal year, which was US\$1.76b in the same period of the last fiscal year. The ERD also revealed that the government repaid US\$1.56b in interest and principal against the total outstanding loans during the July-December period of FY2022-23. The amount was US\$1.05b during the corresponding period of the earlier year. In the last fiscal year foreign assistance went up by 25.63% to US\$10b, compared to the FY2020-21.



FDI drops in Q3 of 2023

Net Foreign Direct Investment (FDI) in Bangladesh fell by 39% to US\$670m in the July-September period of 2023, which was US\$1.1b in the same period of the previous year, according to the reports published by Bangladesh Bank (BB). Reinvestment of earnings dropped by 21.76% to US\$1.97b (Y-o-Y). At the same time, equity capital and intra-company loans dropped to US\$561m and US\$640m in the third quarter of 2023 from US\$795m and US\$973m respectively in the same period of 2022. Although Bangladesh has created high expectations of growth in FDI as a fast-growing economy, it is lagging other competing countries like Vietnam, in terms of attracting FDI, which received US\$8b-US\$10b as FDI on an average annually.

Stock Market Movement



Global Markets

		This Week	Last Week	+/- %
S&P 500	↑	4,890.97	4,839.81	1.06
FTSE 100	↑	7,635.09	7,461.93	2.32
Nikkei 225	↓	35,751.07	35,963.27	-0.59
SENSEX	↓	70,700.67	71,423.65	-1.01
KSE 100	↑	63,783.28	63,281.07	0.79

DSE Indicators

		This Week	Last Week	+/- %
DSE Broad Index	↓	6,156.41	6,336.76	-2.85
Total Turnover, Tk	↑	48,521.66	36,372.56	33.40
Market Capital, Tk	↓	4,188,946,186,249	4,522,848,813,081	-7.38
No of Issue Gain		74	147	
No of Issue Loss		308	33	
No of Unchanged Issues		14	200	

Top Gainers

Company	Weighted avg. Closing Price (Tk)			Turnover (in BDTmn)
	Last Week	This Week	Change %	
KBPPWBIL	145.90	218.30	49.62	599.85
Intech	29.20	39.20	34.25	362.56
Aftab Automobiles	29.30	37.30	27.30	498.16
Miracle Ind.	40.50	50.10	23.70	482.94
Central Pharma	17.70	21.60	22.03	724.87
Kamaphuli Insurance	44.60	54.10	21.30	941.72
Khulna Printing	26.10	31.20	19.54	720.85
Fu Wang Food	27.20	31.80	16.91	980.18
Olympic Accessories	15.30	17.40	13.73	590.15
Simtex Industries	19.20	21.80	13.54	89.72

Top Losers

Company	Weighted avg. Closing Price (Tk)			Turnover (in BDTmn)
	Last Week	This Week	Change %	
GSP Finance	30.30	18.00	-40.59	3.10
Bangladesh Finance	44.10	26.20	-40.59	3.73
Bay Leasing	23.90	14.50	-39.33	76.69
M.L. Dyeing	24.80	15.20	-38.71	62.31
Matin Spinning Mills	77.60	47.80	-38.40	102.06
IPDC	57.60	35.70	-38.02	168.06
Ring Shine Textiles	9.80	6.10	-37.76	56.91
Maksons Spinning Mills	22.30	14.40	-35.43	127.66
Bangladesh Lamps	252.20	165.70	-34.30	37.10
Shepherd Industries	24.00	15.80	-34.17	29.59

Sectoral Index & Turnover

Sector	Sectoral Index			Turnover (Tk.M)		
	This Week	Last Week	Change %	This Week	Last Week	Change %
Bank	456.41	470.75	-3.05	4,692.31	1,287.28	264.51
Cement	359.76	363.22	-0.95	1,063.43	771.99	37.75
Ceramic	680.58	803.25	-15.27	651.43	407.16	59.99
Engineering	5,266.90	6,694.17	-21.32	6,150.63	3,630.44	69.42
Food & Al.	5,060.84	5,075.76	-0.29	3,379.66	2,643.76	27.84
Fuel & Pow.	3,279.52	3,889.77	-15.69	2,039.56	1,533.15	33.03
Insurance	2,491.38	2,637.62	-5.54	6,244.24	7,054.82	-11.49
IT	625.74	632.89	-1.13	1,883.53	1,866.16	0.93
Jute	2,232.44	2,202.78	1.35	180.77	123.19	46.74
Misc.	2,781.25	2,656.82	4.68	2,478.43	2,256.39	9.84
Mutual Fund	436.30	483.86	-9.83	1,127.02	1,272.96	-11.47
NBFI	929.45	1,201.88	-22.67	1,250.30	782.07	59.87
Paper	12,823.26	14,187.88	-9.62	1,923.97	1,179.79	63.08
Pharma	1,614.25	1,672.83	-3.50	6,564.75	4,715.87	39.21
Service	1,609.03	1,808.39	-11.02	959.75	1,106.70	-13.28
Tannery	1,060.50	1,207.86	-12.20	1,324.47	273.53	384.22
Telecom	3,765.11	3,822.47	-1.50	192.95	3.42	5,546.82
Textile	1,531.15	1,904.34	-19.60	3,439.77	758.34	353.59
Travel & Leis.	787.12	817.05	-3.66	1,057.74	1,885.30	-43.90

Technical Talk

Dhaka stocks fell sharply in the last week as market saw sharp sell-off due to floor price withdrawal. The key Index reached a 17-and-a-half-month low on 25 January 2024. Among the major sectors, NBFI decreased by 22.67% followed by Engineering 21.32%, Textile 19.60% and Fuel & Power 15.69%.

DSE Broad Index (DSEX) stood at 6,156.41 points after decreasing by 180.35 points or 2.85% from the previous week. Total turnover reached at Tk48521.66m, which was 33.40% higher than the previous week. Market capitalization decreased by 7.38% and stood at Tk4188.95b (\$38.08b) at the weekend against Tk4522.85b. DSE 30 decreased by 15.10 points or 0.71% and closed at 2,114.61 points against 2,129.71 points. Last week's weighted average Market PE was 12.39 which was 13.29 in previous week.

Based on the daily charts of DSE movement, which is used to track short-term trend, technical readings are as under:

Relative Strength Index (RSI)

The RSI indicator illustrates if the change of price movements is in overbought or oversold territory. RSI stood at 35.94.

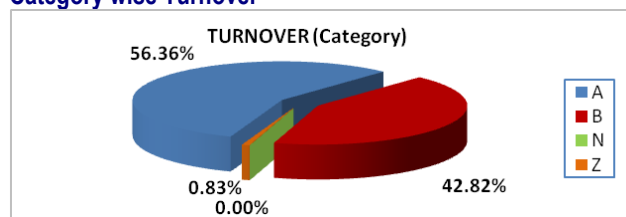
Top Turnover Companies

Company	Volume	Value (BDT mn)	% of total
Bd.Thai Aluminium	42,025,880	1,386.80	2.86
Orion Infusion	2,730,408	1,319.43	2.72
Fortune Shoes	20,798,281	1,159.21	2.39
Fu Wang Food	32,160,868	980.18	2.02
Deshbandhu Polymer	20,749,053	972.18	2.00
Kamaphuli Insurance	19,497,679	941.72	1.94

Top 10 Market Capital

Company	Volume	Value (BDT mn)	In million
GP	386,996	RENETA	139,689
Walton Hi-Tech	280,098	BEXIMCO	103,842
BATBC	231,710	United Power	103,592
Square Pharma	194,576	Berger Paint	92,542
ROBI	157,138	LafargeHolcim BD	83,735

Category wise Turnover



Commodity Price

	This Week	Last Week	Change %
Gold (USD/t.oz.)	2,018.20	2,031.80	-0.67
Silver (USD/t.oz.)	22.90	22.75	0.66
Brent Crude Oil (USD/bbl.)	83.16	78.69	5.68

Exchange Rate

	This Week		Last Week		Change %	
	TT	BC	TT	BC	TT	BC
USD	110.00	110.00	110.00	110.00	0.00	0.00
EUR	125.39	125.39	124.68	124.68	0.57	0.57
GBP	146.73	146.73	143.24	143.24	2.44	2.44
AUD	72.70	72.70	72.95	72.95	-0.34	-0.34
JPY	0.75	0.75	0.75	0.75	0.00	0.00
CAD	82.19	82.19	82.32	82.32	-0.16	-0.16
SAR	29.48	29.48	29.48	29.48	0.00	0.00

Based on Standard Chartered selling rates to public in Taka. Notes: USD-US Dollar, GBP-Great Britain Pound, AUD-Australian Dollar, JPY- Japanese Yen, CAD-Canadian Dollar, SAR-Saudi Riyal.

Last Public Offerings

Company	Subscription Period	Offer Price	IPO (M.Tk)
Best Holding Ltd.	14 Jan-18 Jan, 2024	24	3,500
NRB Bank Ltd.	28 Jan-01 Feb 2024	10	1,000