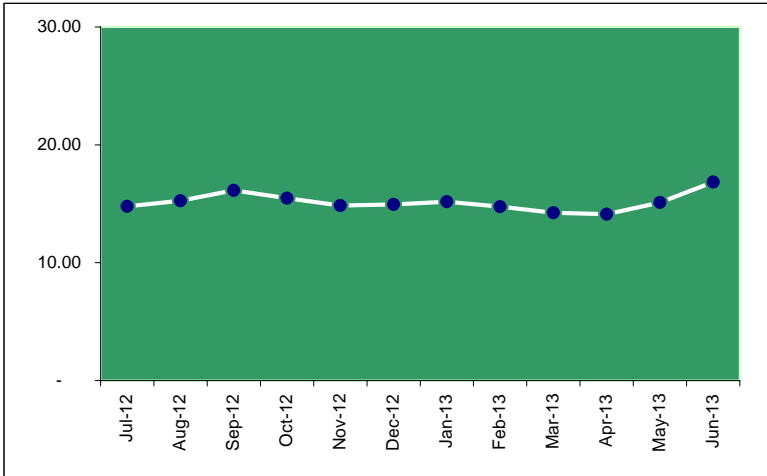


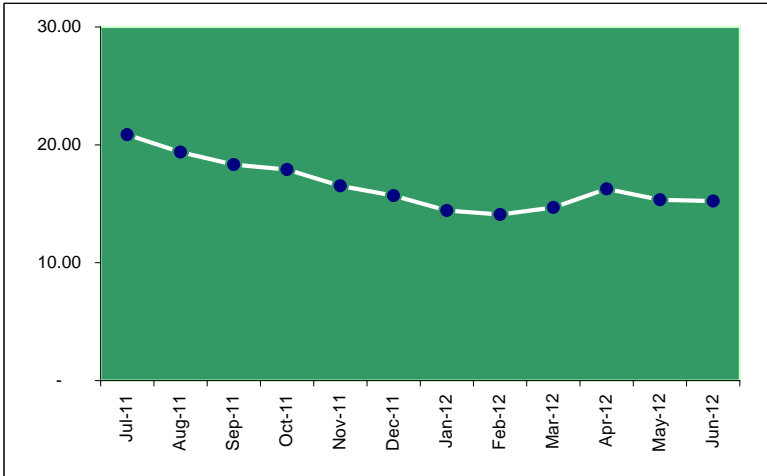


NAV/Share for 2012 - 13



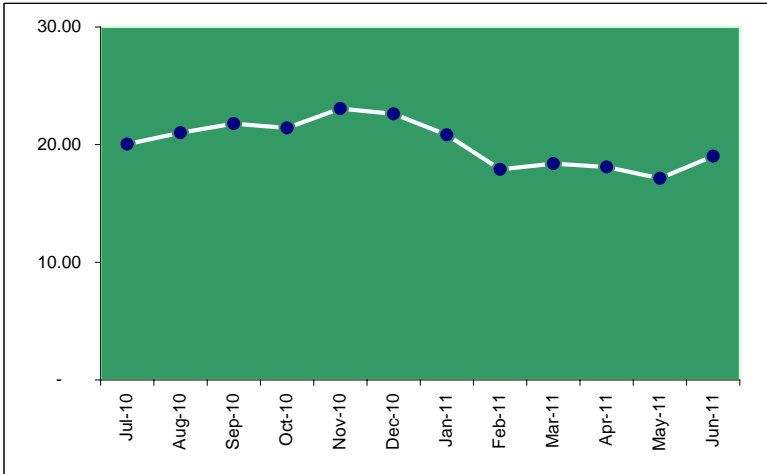
Month	NAV/Share
June-13	16.85
May-13	15.11
April-13	14.12
March-13	14.24
February-13	14.75
January-13	15.18
December-12	14.95
November-12	14.85
October-12	15.48
September-12	16.14
August-12	15.26
July-12	14.78

**NAV/Share for 2011 - 12**



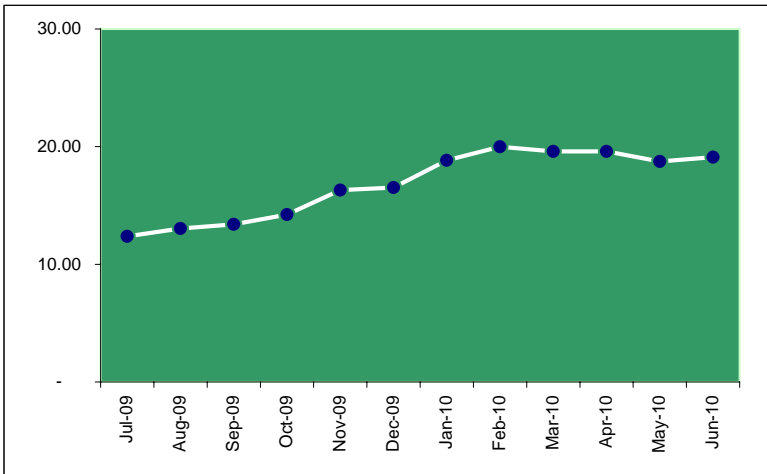
Month	NAV/Share
June-12	15.23
May-12	15.34
April-12	16.26
March-12	14.69
February-12	14.09
January-12	14.43
December-11	15.69
November-11	16.52
October-11	17.90
September-11	18.32
August-11	19.38
July-11	20.86

**NAV/Share for 2010 - 11**



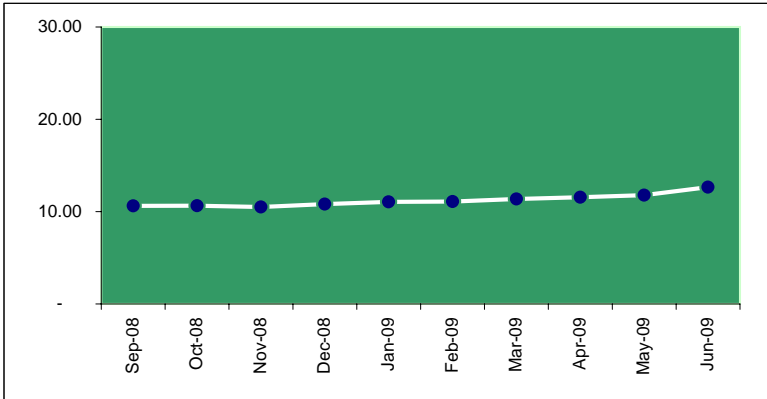
Month	NAV/Share
June-11	19.03
May-11	17.14
April-11	18.10
March-11	18.38
February-11	17.89
January-11	20.83
December-10	22.61
November-10	23.06
October-10	21.42
September-10	21.78
August-10	21.01
July-10	20.04

**NAV/Share for 2009 - 10**



Month	NAV/Share
June-10	19.11
May-10	18.74
April-10	19.59
March-10	19.60
February-10	19.99
January-10	18.83
December-09	16.52
November-09	16.31
October-09	14.23
September-09	13.40
August-09	13.04
July-09	12.38

NAV/Share for 2008 - 09



Month	NAV/Share
June-09	12.66
May-09	11.78
April-09	11.56
March-09	11.37
February-09	11.09
January-09	11.06
December-08	10.82
November-08	10.51
October-08	10.64
September-08	10.62