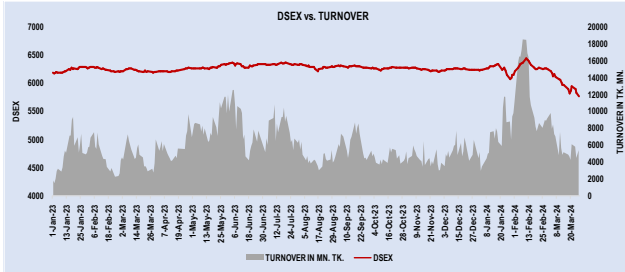


### DSEX sinks 3-year low

The key index of Dhaka Stock Exchange (DSE) dropped to a three-year low on 27 March 2024 when it slipped to 5,762.68 points, being the lowest since 5,750.49 points on 12 May 2021. The stock market has been going through a bear run since the withdrawal of the unique system of floor price restriction from 21 January 2024 that was imposed on 02 March 2023 to arrest the rot. The major index of the DSE lost a total of 558.43 points after the withdrawal, including 163.34 points in the last four days.



### Rules tightened on appointing MD and CEO at NBFIs

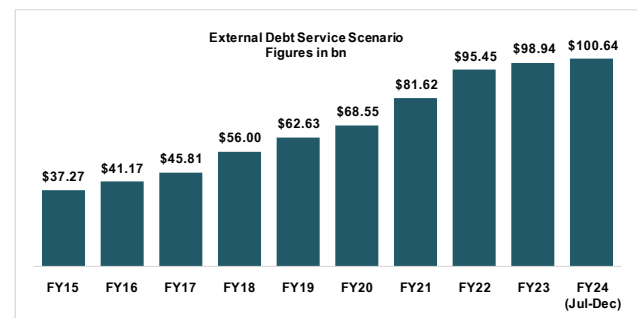
To ensure good governance and best practice, the Bangladesh Bank (BB) through a circular on 25 March 2024 tightened the rules for the Non-Bank Financial Institutions (NBFIs) on appointing Managing Director (MD) or Chief Executive Officer (CEO). It came after a month such appointment criteria for the MD and CEO of banks were set by BB. The new regulations require that the proposed candidate for MD or CEO must have at least 20 years of job experience in banking or finance company and at least two years of experience working in the immediate position below the MD or CEO. Though there is no minimum age limit, the maximum age is 65 years. According to the circular, the tenure of the MD or CEO will be of three years and reappointed is allowed if the age limit is not passed. Additionally, the MD or CEO must hold a post-graduate degree from a recognized university. However, higher institutional or professional education in economics, banking, finance, business administration or accounting will be considered as an additional qualification. Moral integrity will be considered as an eligible requirement for the position and a person listed as a willful defaulter, has a criminal record and tax evaders will be ineligible. NBFIs will have to appoint a MD or CEO who is not associated with any company the registration or license of which has been revoked. The nominated person must not have any business interest in the NBFIs and cannot have any involvement with companies controlled by the director(s) of the NBFIs. Any appointment, reappointment or dismissal must be carried out after receiving approval from BB. Proper reasoning would be required in case of resignation before completing tenure. NBFIs should include specific targets to recover defaulted loans and monitor the progress from time to time. In the case of reappointment, an evaluation report must be submitted to the central bank after securing approval of the board of directors of the NBFIs concerned. The MD and CEO must obtain permission from the central bank to travel abroad for personal or family related reasons. Meanwhile, out of 35 NBFIs, 12 are currently running without a regular MD or CEO and most of them have had their top post vacant for more than three months which is a clear legal violation. As per the Finance Company Act 2023, the top position of a finance company cannot remain vacant for more than three consecutive months.

### Twenty-three 'Z' companies under scanner

Operating status and associated issues of 23 companies non-compliant with the securities laws and listing regulations will be examined by the Dhaka Stock Exchange (DSE), with permission from the Bangladesh Securities and Exchange Commission (BSEC). The 23 companies are – Alltex Industries, Appollo Ispat Complex, Aramit Cement, Aziz Pipes, Bangladesh Services, Bangladesh Welding, BIFC, GBB Power, Intech, Meghna Condensed Milk, Mithun Knitting and Dyeing, Meghna Pet Industries, National Tea Company, Nurani Dyeing and Sweater, Peoples Leasing, Renwick Jajneswar, Progressive Life Insurance, Ring Shine Textile, Ratanpur Steel Re-Rolling Mill, Standard Ceramic, Safko Spinnings, Shurwid Industries and Yeakin Polymer. The capital market regulator ordered to check and investigate the overall activities of these Z-category companies that stopped production for a long time, failed to hold Annual General Meetings (AGM) and could not pay dividends. After the inspection, DSE will submit its findings to the Commission. Recently, DSE downgraded 28 companies to Z-category after the BSEC issued an Order on 15 February 2024 on category-wise placement. The category was changed in two phases - 18 February 2024 and 04 March 2024. A listed company shall be shifted to the Z-category if it fails to declare any dividend for two consecutive years from the date of declaration of the last dividend or date of listing with the stock exchanges. Also, if any company fails to hold their AGM within the stipulated timeframe it will be sent to the lowest category, the Order said. However, in the case of not holding an AGM due to any writ petition or any legal process pending before any court, a maximum of two years may be considered for such an action. A company will be treated as junk if it is not in operation for a minimum of six months excluding periods for renovations or in the event of adverse unforeseeable circumstances.

### External debt crosses US\$100b mark

The amount of government debt availed from overseas or external sources has increased significantly. For the first time, external debt has crossed the US\$100b mark at the end of 2023 due to a rising trend in bilateral loans to fund infrastructural spending. According to Bangladesh Bank (BB), at the end of 2023, the overall external debt stood at US\$100.64b, up from \$98.94b a year earlier. Long-term debt stands at US\$86.41b, while short-term external borrowing is US\$14.23b. The public sector took US\$79.7b while the private sector foreign loans stood at US\$20.95b. In terms of country-wise external debts, China is the leading creditor nation, with Bangladesh owing US\$3.08b followed by the United Kingdom with US\$1.03b. In the last decade, such loan jumped from US\$33.96b in FY2013-14 to US\$100.64b at the end of 2023.



## Stock Market Movement



### Global Markets

		This Week	Last Week	+/- %
S&P 500	↑	5,254.35	5,234.18	0.39
FTSE 100	↑	7,952.62	7,930.92	0.27
Nikkei 225	↓	40,369.44	40,888.43	-1.27
SENSEX	↑	73,651.35	72,831.94	1.13
KSE 100	↑	67,094.63	65,178.75	2.94

### DSE Indicators

		This Week	Last Week	+/- %
DSE Broad Index	↓	5,778.33	5,941.66	-2.75
Total Turnover, Tk	↓	19,757.57	19,851.41	-0.47
Market Capital, Tk	↓	3,850,596,783,849	3,983,868,918,706	-3.35
No of Issue Gain		35	133	
No of Issue Loss		343	229	
No of Unchanged Issues		15	33	

### Top Gainers

#### Weighted avg. Closing Price (Tk)

Company	Last Week	This Week	Change %	Turnover (in BDTmn)
Meghna Pet Ind.	34.50	37.90	9.86	12.11
City General Ins.	74.50	81.80	9.80	196.75
ICBAGRANI1	7.80	8.40	7.69	5.33
Asiatic Laboratories	45.20	48.20	6.64	1,132.88
City Bank	21.40	22.50	5.14	89.37
Shahjalal Bank	19.10	19.90	4.19	31.95
ICBSONALI1	9.60	10.00	4.17	21.22
Central Pharma	28.60	29.70	3.85	975.05
Rupali Life Insurance	135.80	140.90	3.76	245.13
Alif Industries	94.10	97.10	3.19	597.95

### Top Losers

#### Weighted avg. Closing Price (Tk)

Company	Last Week	This Week	Change %	Turnover (in BDTmn)
Intech	28.00	23.50	-16.07	14.14
AFC Agro Biotech	17.00	14.60	-14.12	10.05
Shepherd Industries	16.30	14.00	-14.11	3.64
Fortune Shoes	48.90	42.30	-13.50	403.09
Fareast Finance	4.80	4.20	-12.50	0.32
Evince Textiles	15.20	13.30	-12.50	86.49
BD Building Systems	19.20	16.90	-11.98	104.89
Orion Infusion	562.80	497.80	-11.55	343.89
Bangladesh Lamps	152.70	135.10	-11.53	8.16
SAIF Powertec	23.10	20.50	-11.26	50.13

### Sectoral Index & Turnover

Sector	Sectoral Index			Turnover (Tk.M)		
	This Week	Last Week	Change %	This Week	Last Week	Change %
Bank	457.88	463.41	-1.19	1,323.33	1,273.31	3.93
Cement	343.88	364.86	-5.75	347.10	714.67	-51.43
Ceramic	665.88	693.31	-3.96	1,364.58	858.79	58.90
Engineering	4,733.01	5,060.13	-6.46	3,931.32	3,111.46	26.35
Food & Al.	4,169.17	4,337.20	-3.87	2,518.32	1,941.17	29.73
Fuel & Pow.	2,935.44	3,010.76	-2.50	667.88	665.10	0.42
Insurance	2,244.99	2,339.36	-4.03	1,630.78	1,197.23	36.21
IT	585.16	607.08	-3.61	553.65	542.09	2.13
Jute	2,266.59	2,352.18	-3.64	38.28	44.44	-13.87
Misc.	2,648.51	2,661.30	-0.48	667.37	506.20	31.84
Mutual Fund	401.17	416.01	-3.57	347.37	231.27	50.20
NBFI	791.40	833.75	-5.08	286.06	337.06	-15.13
Paper	11,882.81	12,426.65	-4.38	254.04	198.96	27.68
Pharma	1,438.26	1,489.40	-3.43	3,172.42	3,710.60	-14.50
Service	1,488.23	1,564.25	-4.86	156.95	173.46	-9.52
Tannery	971.78	1,029.41	-5.60	681.03	347.43	96.02
Telecom	3,189.93	3,285.63	-2.91	312.95	436.40	-28.29
Textile	1,518.11	1,595.93	-4.88	2,702.55	1,936.09	39.59
Travel & Leis.	1,615.02	1,706.43	-5.36	637.02	798.41	-20.21

## Technical Talk

Dhaka stocks prolonged the losing streak for the seventh straight week as investors liquidated shares to protect their investments from further erosion. In the past seven weeks, DSEX lost a total of 595.03 points. Of the four trading days, first three days suffered big losses while last one observed meager gain. Among the major sectors, Engineering decreased by 6.46% followed by NBFI 5.08%, Textile 4.88% and Insurance by 4.03%.

DSE Broad Index (DSEX) stood at 5,778.33 points after decreasing by 163.33 points or 2.75% from the previous week. Total turnover reached at Tk19757.57m, which was 0.47% lower than the previous week. Market capitalization decreased by 3.35% and stood at Tk3850.6b (\$35.01b) at the weekend against Tk3983.87b. DSE 30 decreased by 46.63 points or 2.27% and closed at 2,011.09 points against 2,057.72 points. Last week's weighted average Market PE was 11.64 which was 12.15 in previous week.

Based on the daily charts of DSE movement, which is used to track short-term trend, technical readings are as under:

### Relative Strength Index (RSI)

The RSI indicator illustrates if the change of price movements is in overbought or oversold territory. RSI stood at 28.83.

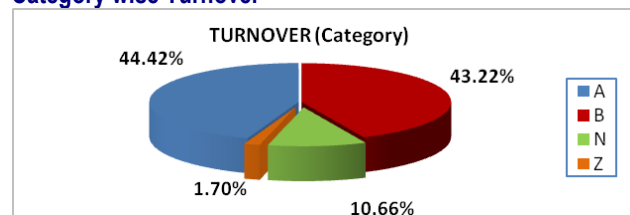
### Top Turnover Companies

Company	Volume	Value (BDT mn)	% of total
Asiatic Laboratories	22,925,697	1,132.88	5.73
Central Pharma	32,400,698	975.05	4.94
Alif Industries	6,267,065	597.95	4.04
Best Holdings	19,052,093	725.37	3.71
Golden Son	28,534,054	635.57	3.22
Fu-Wang Ceramic	23,292,941	596.78	3.04

### Top 10 Market Capital

Company	Value (BDT mn)	% of total
GP	318,401	103,842
BATBC	214,272	87,949
Walton Hi-Tech	198,660	83,070
Square Pharma	192,892	82,242
ROBI	143,519	79,902

### Category wise Turnover



### Commodity Price

	This Week	Last Week	Change %
Gold (USD/t oz.)	2,254.80	2,166.50	4.08
Silver (USD/t oz.)	25.10	24.84	1.05
Brent Crude Oil (USD/bbl.)	86.97	85.58	1.62

### Exchange Rate

	This Week		Last Week		Change %	
	TT	BC	TT	BC	TT	BC
USD	110.00	110.00	110.00	110.00	0.00	0.00
EUR	124.71	124.71	124.84	124.84	-0.10	-0.10
GBP	145.84	145.84	145.59	145.59	0.17	0.17
AUD	72.11	72.11	72.03	72.03	0.11	0.11
JPY	0.73	0.73	0.73	0.73	0.00	0.00
CAD	81.67	81.67	81.25	81.25	0.52	0.52
SAR	29.48	29.48	29.48	29.48	0.00	0.00

Notes: USD-US Dollar, GBP-Great Britain Pound, AUD-Australian Dollar, JPY- Japanese Yen, CAD-Canadian Dollar, SAR-Saudi Riyal.

### Last Public Offerings

Company	Subscription Period	Offer Price	IPO (M.Tk)
-	-	-	-