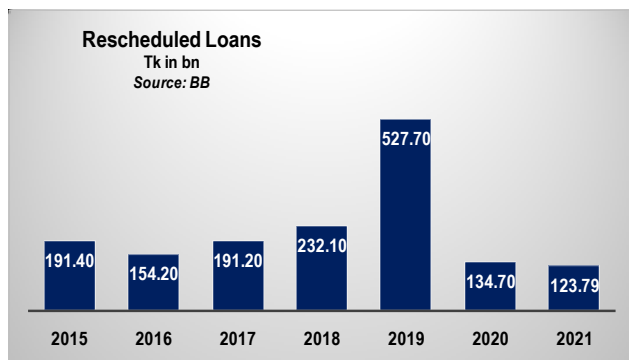


AIMS to launch Grameen Bank-AIMS First Unit Fund

AIMS of Bangladesh Limited, the first private Asset Management Company (AMC) in Bangladesh that pioneered private mutual funds in the country more than two decades ago, is launching the first open-end mutual fund under its management with a staggering Tk1 billion in sponsorship from the internationally famed and acclaimed Grameen Bank. The fund is titled “Grameen Bank-AIMS First Unit Fund” with the first initiative being “Micro-Savers Special Purpose Growth Scheme”. Sandhani Life Insurance Company is the Trustee of the Fund and BRAC Bank is the Custodian. The documentation ceremony of the Fund was held on April 24, 2022 where the Trust Deed was registered and Investment Management Agreement inked between the constituents. It would be the second mutual fund sponsored by Grameen Bank after “Grameen Mutual Fund One” which launched two closed-end listed Schemes also under the management of AIMS. The Vision of the new fund is to achieve financial inclusion through the mutual fund vehicle by creating a reliable and affordable financial instrument for the micro-savers and middle-class cluster of the society and integrating them with the national capital market in a structured and responsible way. Along with the growing risk averse retiree senior citizen segment of the community, institutional investors would also find the scheme a safe sanctuary for predictable income stream and capital gains. The scheme of the fund is focused specially to attract rural micro-savers of Grameen Bank and comes with a unique provision of Entitlement for the existing unitholders of Grameen One: Scheme Two to subscribe in the new scheme.

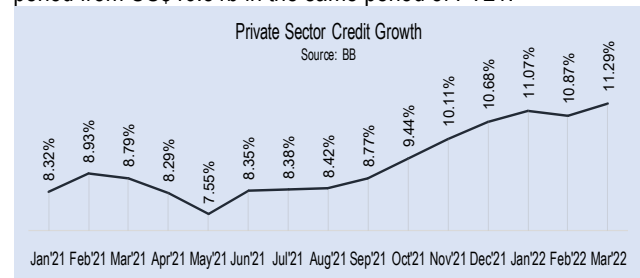
Rescheduling of NPL falls to 7-year low

Since the central bank extended the loan moratorium facility several times, to protect borrowers from economic shocks amidst the coronavirus pandemic, rescheduling of default loans fell to a seven-year low in 2021. The temporary suspension of loan repayments allowed borrowers to avoid slipping into the default zone by paying only 15% of their installments payable for 2021. According to the recent release from Bangladesh Bank (BB), total amount of Non-Performing Loans (NPLs) in the banking system that was rescheduled during the last calendar year stood at Tk123.79b. A record amount of Tk527.70b in classified loans was rescheduled earlier in 2019. Meanwhile, the volume of NPLs stood at Tk1032.74b at the end of December 2021 from Tk887.34b a year ago. The central bank unveiled a moratorium scheme on March 19, 2020 that asked lenders not to consider borrowers as defaulters if they fail to repay installments until June 30, 2019. The facility was extended for several times.



Private sector credit flow rises further

Credit disbursement to the private sector rebounded in March with signs of acceleration of economic recovery. The private sector credit growth recouped its pre-pandemic level in March this year as import payments increased significantly in the first five months of this fiscal year riding on higher prices of food grains, consumer goods and fuel oil in the international market besides ongoing Ramadan and the upcoming Eid-ul-Fitr festival also pushed up import payments during the period under review. The credit disbursement rose to 11.29% in March 2022 from 10.87% a month ago, as per the Bangladesh Bank (BB) statistics. However, the growth rate was 3.51 percentage points lower than the monetary target set at 14.8% for the FY2021-22. In March 2021, private sector credit growth nosedived to 8.79% against the backdrop of the dawdling economic activities due to the prolonged lockdown amid the second wave of Covid-19 pandemic. Overall private sector credit growth in the last fiscal year was 8.62%. As a result of the pandemic-induced sluggish economic activities, credit growth registered a historic low of 7.55% in May, 2021, which turned upward in June, 2021 (8.35%) and maintained the uptrend till now. The growth increased in March, 2022 mainly due to higher trade financing for settling import-payment obligations. As per the recent reports from BB, the actual import in terms of settlement of Letters of Credit (LCs) increased by 49.63% to US\$60.57b during the July-March period of FY22 from US\$40.48b in the same period of the previous fiscal year. On the other hand, opening of LCs, generally known as import orders, rose by 46.03% to US\$68.36b during the period from US\$46.81b in the same period of FY21.

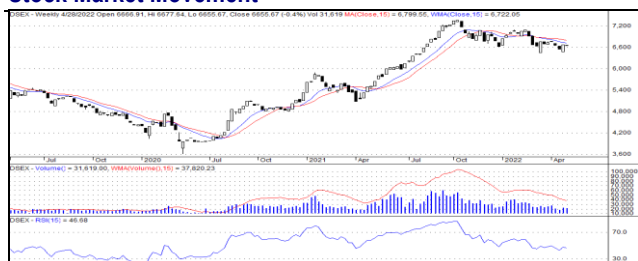


Foreign aid release surges 55.02%

Inflow of foreign assistance went up by 55.02% in the first nine months of the current fiscal year, compared to the corresponding period of the previous fiscal year, mostly riding on the pandemic related budget assistance released by the development partners. As per the reports from the Economic Relations Division (ERD), during the period foreign development partners, including the World Bank (WB), Asian Development Bank (ADB), Islamic Development Bank (IDB) as well as Japan disbursed US\$6.79b, which was US\$4.38b in the corresponding period of the last year. ADB topped the fund disbursement list with US\$1.91b followed by Japan at US\$1.57b and WB US\$834.55m. The development partners made an aid commitment of US\$5.43b in the first nine months of FY22 which was US\$1.42b in the same period of FY21. Meanwhile, the government made loan repayments of US\$1.59b during July-March of FY2021-22, the ERD reports revealed. Out of the repayment sum, US\$1.18b has been paid as principal of the outstanding loans and US\$411.65m as interest.

The week's data runs 21 April 2022 to 28 April 2022

Stock Market Movement



Global Markets

	This Week	Last Week	+/- %
S&P 500	4,183.96	4,271.78	-2.06
FTSE 100	7,425.61	7,521.68	-1.28
Nikkei 225	26,847.90	27,105.26	-0.95
SENSEX	57,326.26	57,197.15	0.23
KSE 100	44,975.62	45,553.02	-1.27

DSE Indicators

	This Week	Last Week	+/- %
DSE Broad Index	6,655.67	6,662.36	-0.10
Total Turnover, Tk	40,579,127,923	27,442,640,212	47.87
Market Capital, Tk	4,698,431,958,085	4,685,316,456,375	0.28
No of Issue Gain	155	204	
No of Issue Loss	198	140	
No of Unchanged Issues	34	42	

Top Gainers

Company	Last Week	This Week	Change %	Turnover (Tk)
Unique Hotel	59.00	70.50	19.49	1,095,370,000
Trust Bank	31.60	35.00	10.76	23,790,000
Republic Insurance	42.10	46.60	10.69	28,802,000
Summit Alliance Port	27.50	30.40	10.55	84,528,000
Central Insurance	44.90	49.10	9.35	31,419,000
Sonargaon Textiles	26.10	28.40	8.81	62,684,000
Shinepukur Ceramic	26.20	28.30	8.02	80,553,000
Pioneer Insurance	94.00	101.40	7.87	35,623,000
Paramount Ins.	53.00	57.10	7.74	34,101,000
IPDC Finance	52.90	56.90	7.56	1,604,083,000

Top Losers

Company	Last Week	This Week	Change %	Turnover (Tk)
Gemini Sea Food	472.00	414.70	-12.14	329,917,000
Beacon Pharma	300.90	265.50	-11.76	240,382,000
Samorita Hospital	86.20	76.70	-11.02	45,713,000
Provati Insurance	105.40	93.90	-10.91	671,033,000
Eastern Bank	38.70	34.50	-10.85	60,642,000
Oimex Electrode	19.40	17.40	-10.31	16,398,000
Eastern Lubricants	1961.8	1761.0	-10.24	62,118,000
SBACBANK	13.90	12.70	-8.63	19,389,000
United Finance	18.90	17.30	-8.47	35,691,000
GBB Power	27.30	25.00	-8.42	193,466,000

Sectoral Index & Turnover

Sector	Sectoral Index			Turnover (Tk.M)		
	This Week	Last Week	Change %	This Week	Last Week	Change %
Bank	475.90	466.83	1.94	2,454.91	1,963.51	25.03
Cement	407.70	409.27	-0.38	847.81	735.38	15.29
Ceramic	745.89	744.87	0.14	243.72	169.11	44.12
Engineering	7,226.23	7,017.07	2.98	3,592.72	2,526.58	42.20
Food & Al.	5,332.45	5,329.40	0.06	1,688.73	1,403.11	20.36
Fuel & Pow.	4,142.71	4,131.30	0.28	1,874.03	1,397.00	34.15
Insurance	2,588.62	2,575.50	0.51	2,655.00	1,235.73	114.85
IT	583.97	591.25	-1.23	1,637.25	1,273.92	28.52
Jute	1,058.96	1,075.59	-1.55	20.45	22.29	-8.24
Misc.	2,889.87	2,858.61	1.09	5,632.20	4,979.40	13.11
Mutual Fund	485.77	486.71	-0.19	247.80	235.84	5.07
NBFI	1,263.38	1,265.06	-0.13	2,639.30	1,745.08	51.24
Paper	14,870.39	14,439.50	2.98	1,761.12	1,089.39	61.66
Pharma	1,670.37	1,692.66	-1.32	3,891.56	2,861.07	36.02
Service	1,705.31	1,701.47	0.23	453.87	343.51	32.13
Tannery	1,300.94	1,285.57	1.20	875.31	673.58	29.95
Telecom	4,204.11	4,270.01	-1.54	597.22	642.56	-7.06
Textile	1,823.34	1,819.84	0.19	3,206.00	2,298.49	39.48
Travel & Leis.	710.85	632.37	12.41	1,535.72	239.32	541.70

Technical Talk

Dhaka stocks witnessed a marginal correction in the last week. The rebound in share prices slowed down in the past couple of days as a section of investors went for profit booking. However, turnover crossed Tk9b-mark after four-week, on April 27, 2022 as investors were active on both sides of the trading fence amid ongoing corporate declarations. Among the major sectors, Telecom decreased by 1.54%, followed by Pharma 1.32%, IT 1.23% and Cement 0.38%.

DSE Broad Index (DSEX) stood at 6,655.67 points after decreasing by 6.69 points or 0.10% from the previous week. Total turnover reached at Tk40579.13m, which was 47.87% higher than the previous week. Market capitalization increased by 0.28% and stood at Tk4698.43b (\$54.51b) at the weekend against Tk4685.32b. DSE 30 decreased by 17.31 points or 0.70% and closed at 2,460.77 points against 2,478.08 points. Last week's weighted average Market PE was 15.40 which was 15.41 previous week.

Based on the daily charts of DSE movement, which is used to track short-term trend, technical readings are as under:

Relative Strength Index (RSI)

The RSI indicator illustrates if the change of price movements is in overbought or oversold territory. RSI stood at 46.68.

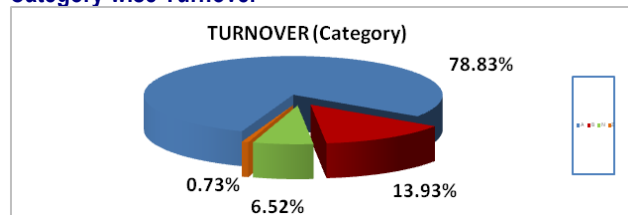
Top Turnover Companies

Company	Volume	Value (Tk)	% of total
BEXIMCO	16,853,817	2,499,019,000	6.16
JMI Hospital Requisite	21,643,150	1,608,443,000	3.96
IPDC	28,840,436	1,604,083,000	3.95
Orion Pharma	13,337,037	1,363,906,000	3.36
BSC	10,438,318	1,269,855,000	3.13
Sonali Paper	1,408,334	1,264,641,000	3.12

Top 10 Market Capital

	In million		
GP	431,961	United Power	149,619
Walton Hi-Tech	352,124	RENATA	132,724
BATBC	314,118	Beximco	130,484
Square Pharma	199,895	LafargeHolcim	91,284
Robi	169,709	ICB	82,274

Category wise Turnover



Commodity Price

	This Week	Last Week	Change %
Gold (USD/t oz.)	1,925.70	1,932.50	-0.35
Silver (USD/t oz.)	23.19	24.19	-4.13
Brent Crude Oil (USD/bbl.)	106.17	106.13	0.04

Exchange Rate

	This Week		Last Week		Change %	
	TT	BC	TT	BC	TT	BC
USD	86.20	86.25	86.20	86.25	0.00	0.00
EUR	94.92	94.98	95.31	95.36	-0.41	-0.40
GBP	112.90	112.97	114.42	114.48	-1.33	-1.32
AUD	62.72	64.73	64.70	64.73	-3.06	0.00
JPY	0.68	0.68	0.69	0.69	-1.45	-1.45
CAD	68.16	68.20	68.68	68.72	-0.76	-0.76
SAR	23.09	23.11	23.10	23.12	-0.04	-0.04

Based on Standard Chartered selling rates to public in Taka. Notes: USD-US Dollar, GBP-Great Britain Pound, AUD-Australian Dollar, JPY- Japanese Yen, CAD-Canadian Dollar, SAR-Saudi Riyal.

Last Public Offerings

Company	Subscription Period	Offer Price	IPO (M.Tk)
Meghna Insurance Co. Ltd.	11 – 18 May, 2022	10	160